

# ESIANLAB, S. C.

Análisis de: Alimentos, Agua, Bebidas, Cosméticos, Agroindustria, Etiquetado Nutricional, Asesoría y Cursos

## RESULTS REPORT

Report issue date: <b>October 4, 2023</b> Report ID: <b>17973</b>	Custody chain: <b>13076</b> Work order: <b>3343/23</b>
--	---

Client	Contact information
<b>Empacadora del Golfo de México S.A. de C.V.</b>	Av. Framboyanes No. 1393, Cd. Industrial Bruno Pagliai Veracruz, Veracruz.


Sample description	Sampling data
Sample's number: <b>12301</b> Date and time: <b>09/19/2023 09:31</b> Container: <b>Plastic container</b>	Quantity: <b>3,78 kg</b> Temperature: <b>26,5 °C</b> Origin: <b>Parcel delivered</b>
	Date and time: <b>Not applicable</b> Responsible: <b>Not applicable</b>


Sample information (Provided by the client)
Banana mild 1 gal (MBP) batch 3229, best before 17/08/2025.

## MICROBIOLOGICAL ANALYSIS

AAA	PARAMETER	RESULTS	UNIT	ASSAY		REFERENCE METHOD
				DATE	TIME	
1	Aerobic Plate Count	<b>EV 120</b>	CFU/g	09/19/2023	10:31	NOM 092 SSA1 1994
1	Molds	<b>Less than 10</b>	CFU/g	09/19/2023	10:31	NOM 111 SSA1 1994
1	Yeast	<b>Less than 10</b>	CFU/g	09/19/2023	10:31	NOM 111 SSA1 1994
1	Total Coliform Organism	<b>Less than 3</b>	MPN/g	09/19/2023	10:31	NOM 210 SSA1 2014 Normative H appendix
1	<i>Escherichia coli</i>	<b>Less than 3</b>	MPN/g	09/19/2023	10:31	NOM 210 SSA1 2014 Normative H appendix
*	Lactic-acid bacteria	<b>Less than 10</b>	CFU/g	09/19/2023	10:31	ISO 15214:1998


Analyzed by: epc

  
LCA EIVETTE PEREZ COVARRUBIAS  
AUTHORIZED SIGNATORY  
MICROBIOLOGY ANALYST

  
BIOL. MARIA DEL CARMEN BADILLO MTZ.  
AUTHORIZED SIGNATORY  
GENERAL MANAGER

Page 1 of 1  
End of results report.  
The form AC-F90 Results Report Annex is an integral part of this results report.

Nota: Documento confidencial. El informe ampara sólo la muestra analizada y no podrá ser reproducido en forma parcial sin autorización previa por escrito de Laboratorio ESIANLAB, S. C. ESIANLAB S. C. no se hace responsable de los datos proporcionados por el cliente.



# ESIANLAB, S. C.

Analisis de: Alimentos, Agua, Bebidas, Cosméticos, Agroindustria, Etiquetado Nutricional, Asesoría y Cursos  
Work order: 3343/23

## RESULTS REPORT ANNEX

### Symbology

AAA	Accreditations, Authorizations and Approbations	°C	Celsius degrees
CFU	Colony forming units	h	Hours
EV	Estimated value	ng	nanogram
MPN	Most probable number	µg	microgram
Less than	Not detected/No growth (Microbiology)	mg	milligram
	Minimum quantifiable amount (Physicochemical)	g	gram
	Practical Limit of Quantification (Instrumental)	kg	kilogram
N/A	No applicable	mL	milliliter
U	Expanded uncertainty (k=2)	L	liter
MF	Membrane Filtration	IU	International Units
P-A	Presence - Absence	±	more / less
The decimal sign is a comma on the line in accordance with the NOM 008 SCFI 2002.			

### Additional microbiology information

Determination	Culture medium	Incubation	
		Temperature	Time
Aerobic plate count (CFU)	Standard count agar plates.	35 ± 2 °C	48 ± 2h (Food) 24 ± 2h (Water)
Aerobic Thermophilic Bacteria (CFU)	Standard count agar plates.	55 ± 2 °C	48 ± 2h
Molds and yeasts (CFU)	Acidified potato dextrose agar plates.	25 ± 1 °C	5 days
Total Coliform Organisms (CFU)	Violet red bile agar plates.	35°C	18 a 24h
<i>Staphylococcus aureus</i> (CFU)	Baird-Parker agar plates.	36 ± 1 °C	44 a 48h
<i>Pseudomonas aeruginosa</i> (P-A)	Asparagine broth.	35 ± 1 °C	48h
<i>Salmonella spp</i> (P-A)	XLD agar plates, Bismuth Sulfite, Brilliant Green.	36 ± 1 °C	48 to 72h
<i>Listeria monocytogenes</i> (P-A)	Oxford and Palcam agar plates.	30 and 36 ± 1 °C	24 to 48h
Total Coliforms and <i>E. coli</i> (CFU)	Violet red bile agar plates with MUG.	35°C	18 to 24h
Aerobic plate count (MF)	m-HPCA agar plates.	35 ± 0.5 °C	48 ± 2h
Total Coliforms and <i>E. coli</i> (MF)	Plates with MI broth.	35°C	24h
Enterobacteriaceae (CFU and P-A)	Violet red bile glucose agar plates.	37°C	24 ± 2h
Total Coliform Organisms (MPN)	Brilliant green bile lactose broth.	35 ± 0.5 °C	48 ± 2h
Fecal Coliform Organisms (MPN)	<i>Escherichia coli</i> broth.	44.5 ± 0.2 °C (Water) 45.5 ± 0.2 °C (Food)	24 to 48h
<i>Escherichia coli</i> (MPN)	EMB-L agar plates.	35 ± 1 °C	18 to 24h
<i>Bacillus cereus</i> (CFU)	MYP (Mannitol-Yolk-Polymyxin) agar plates.	30°C	18 to 24h
<i>Vibrio cholerae</i> (P-A)	TCBS agar plates.	35° a 37°C	18 to 24h
<i>Clostridium perfringens</i> (CFU)	TSC agar plates (Anaerobiosis).	35°C	20 to 24h
Sulfite reducing bacteria (CFU)	Iron Sulfite agar plates (Anaerobiosis).	37 ± 1 °C	24 to 48h
Sulfite reducing thermophilic bacteria (CFU)	Iron Sulfite agar plates (Anaerobiosis).	50 ± 1 °C	24 to 48h
Lactic-acid bacteria (CFU)	MRS agar plates (Man-Rogosa-Sharpe).	30°C	72 ± 2h
<i>E. coli</i> O157:H7 y STEC (P-A) Molecular Detection	BPW broth and 3M molecular detection system (MDS).	41.5 ± 1 °C	18 to 24h
<i>Salmonella spp</i> (P-A) Molecular Detection	BPW broth and 3M molecular detection system (MDS).	35 ± 2 °C 42 ± 1 °C	18 to 24h 15 to 24h
<i>Listeria monocytogenes</i> (P-A) Molecular Detection	Fraser Demi Broth and 3M Molecular Detection System (MDS).	37 ± 1 °C	24 to 32h
<i>Staphylococcus aureus</i> (CFU-Petrifilm)	3M Petrifilm Staph express count plates.	35 ± 1 °C	44 to 48h
<i>Escherichia coli</i> (CFU-Petrifilm)	3M Petrifilm <i>E. coli</i> and Coliform Count Plates.	35 ± 1 °C	18 to 24h

### Accreditations, authorizations y approbations

No.	Accreditation Entity and/or Normalizing Authority
1	Accredited Test, Testing Laboratory Accredited by EMA A.C. in the Food branch with accreditation No. A-032-004/09 valid as of 2009/07/17 and updated on 2022/04/21
2	Approved Test, Testing Laboratory Approved by the Ministry of Economy, with Approval No. A-032-004/09. Valid for an indefinite period from 2019/03/19.
3	Authorized Test, Authorized Testing Laboratory in Confirmation by the General Directorate of Animal Health of SENASICA-SADER, with authorization AutoConst-038, valid as of 2022/10/26.
4	Authorized Test, Third-Party Testing Laboratory Authorized by the Federal Commission for the Protection against Sanitary Risks (COFEPRIS), with Authorization No. TA-24-21 Valid from June 4, 2021, to June 4, 2023. Extension request in process.
5	Accredited Test, Testing Laboratory Accredited by EMA A.C. in the Agricultural Health branch with accreditation No. SA-1446-046/21 valid as of 2021/11/30.
6	Approved Test, Approved Testing Laboratory in Verification of Toxic Residues and Microbiological Contaminants by the General Directorate of Animal Health of SADER-SENASICA, with approval number Const-011, valid as of 02/01/2027.
7	Authorized Testing, Authorized Testing Laboratory in Verification for Internal Quality Control by the General Directorate of Animal Health of SADER-SENASICA, with authorization number C.C.159, valid as of 12/2027/12.
*	Assay not accredited, approved, or authorized. Realized under the accredited management system in the NMX-EC-17025-IMNC-2018 standard (ISO/IEC 17025:2017).
<b>CONTRACTING AND/OR SUBCONTRACTING</b>	
A	Contracted assay, Testing Laboratory Accredited by IAS TL 509.
B	Assay contracted not accredited, approved, or authorized. The contracted laboratory works under a system based on NMX-EC-17025-IMNC-2018.
C	Subcontracted assay.

This format is an integral part of the AC-F24 Results Report